




Name: \_\_\_\_\_

# Cursive Handwriting

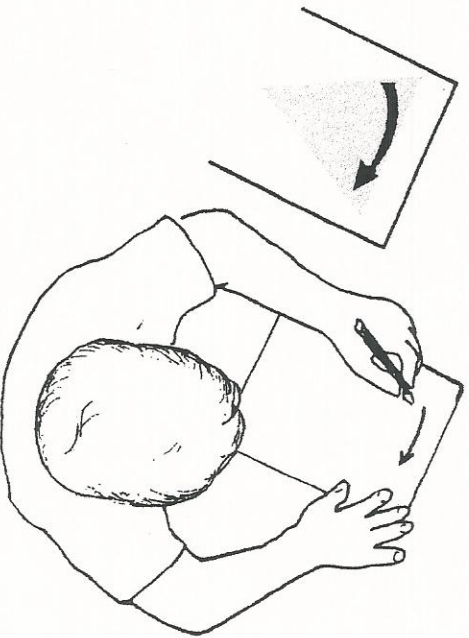


bunny tow truck zebra key

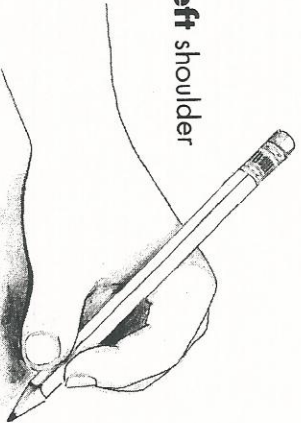
# Paper Placement and Pencil Skills

## LEFT HANDED

Place the **left** corner higher.

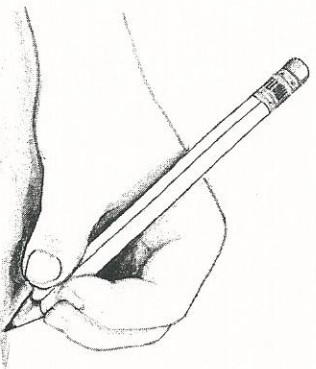


Eraser points to **Left** shoulder



Standard grip: Hold pencil with

**Thumb + Index finger**  
Pencil rests on middle finger

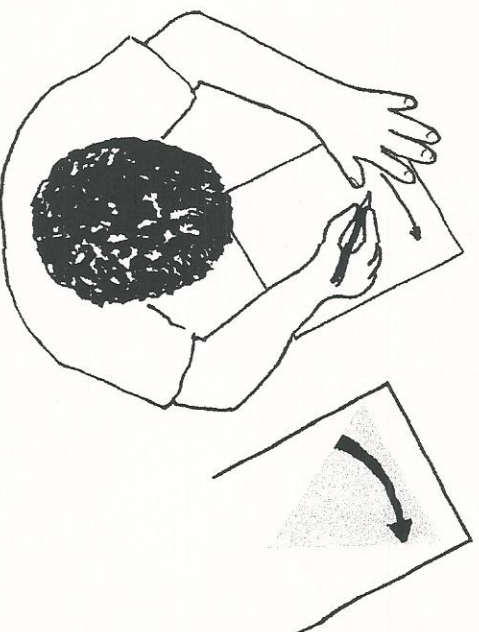


Alternate grip: Hold pencil with

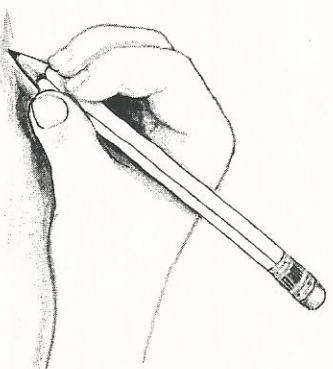
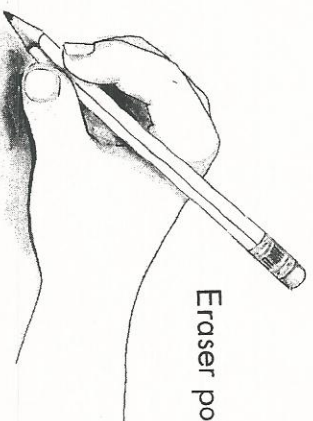
**Thumb + Index/Middle**  
Pencil rests on ring finger

## RIGHT HANDED

Place the **right** corner higher.



Eraser points to **Right** shoulder




# Cursive Warm-Ups

Start on the star. Do one row a day.

*to see if child is ready*

**Under and over**





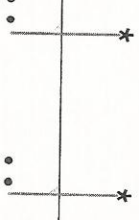



**Up and straight down**



**Up and loop down**



**Descending loop**






Start on the dot. Copy C.

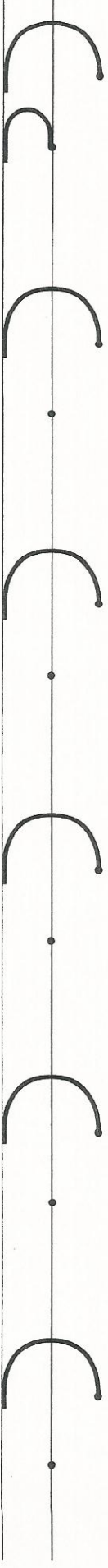
Write & Check C




Start on the dot. Copy models.



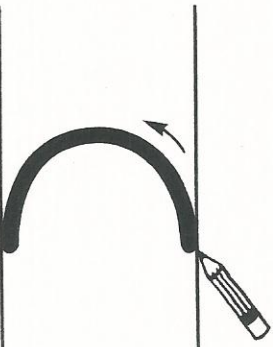
Next to capital C, write lowercase c. Start on the dot.



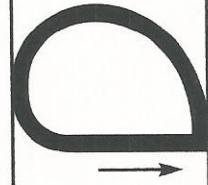

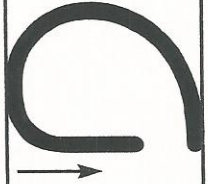
a is a



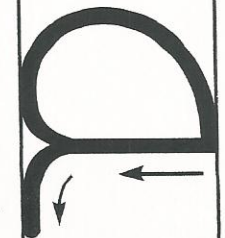
Change c into a. Here's how:



Magic c  
bump the line



bump!



back down  
bump  
travel away

Start on the dot. Copy d.

Write & Check d

d d d d

Start on the dot. Copy models.

ar ar ar ar


arc arc arc arc

car car car car

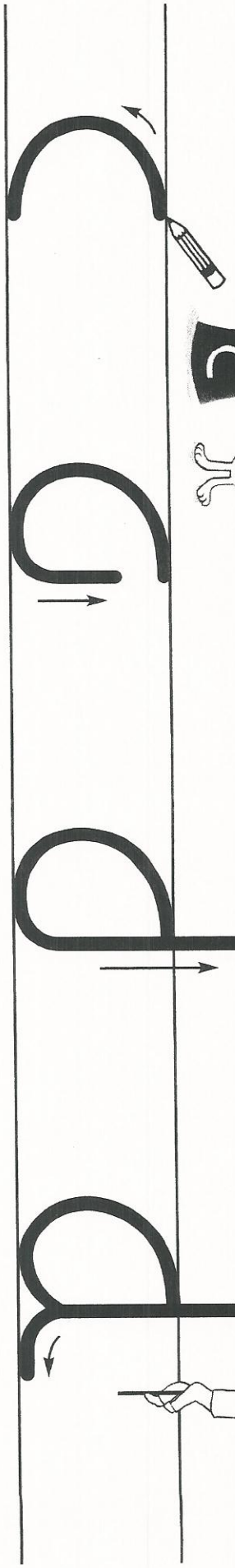
Next to capital D, write lowercase d. Start on the dot.

D d d d d d

d is d



Now change c into d.



Magic c

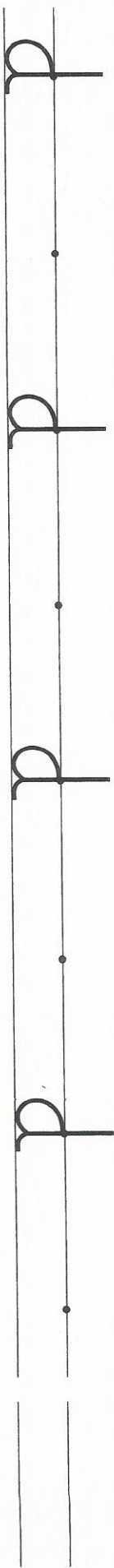
up like a

up higher

slide down  
bump  
travel away



Start on the dot. Copy d.



Write & Check d.

Copy words:



Check dad

Start on the dot. Copy d.

d . d . d . d . d .

Copy models:

dc dc dc dc

da da da da

cd cd cd cd

ard ard ard ard


dard dard dard dard

Next to capital D, write lowercase d. Start on the dot.

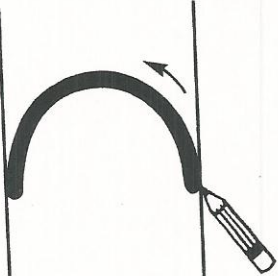
D d D . D . D . D . D .




g is q



Think of this ruler. It will help you make a straight line. When you turn, aim for the corner.



Magic c



up like a



bump!


back down





turn  
aim for corner  
travel away

Write & Check q

Start on the dot. Copy q.



Copy words.



Check gag

© 2008 Jan Z. Olse

Start on the dot. Copy q.

q q q q q q

Copy models.

qc qc qc qc

qa qa qa qa

qq qq qq qq

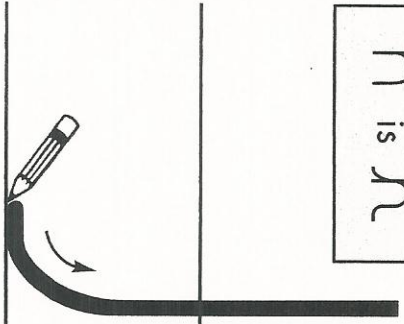
aq aq aq aq

qaq qaq qaq qaq

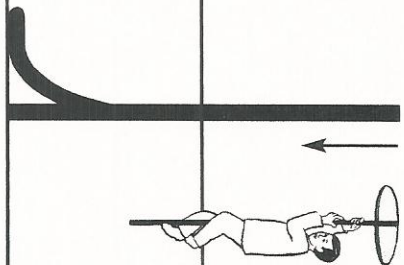
Next to capital Q, write lowercase q. Start on the dot.

Q q Q Q Q Q Q Q Q Q

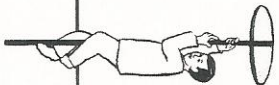
h is h



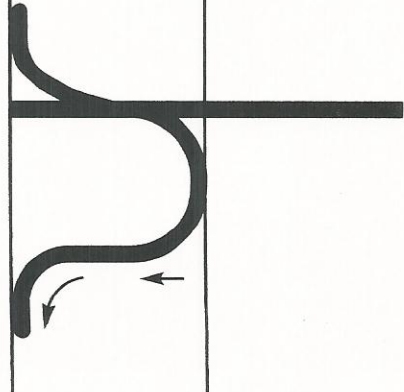
travel  
up like a




slide down  
bump!



climb back up  
and over



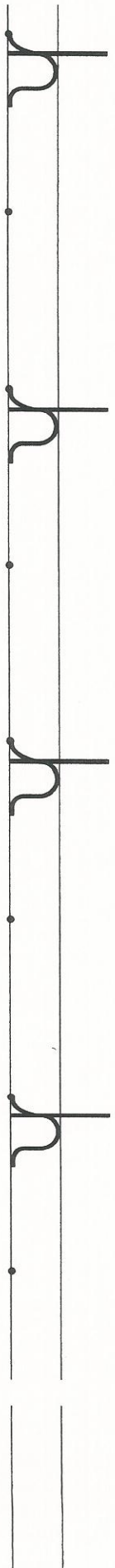
and down  
bump  
travel away



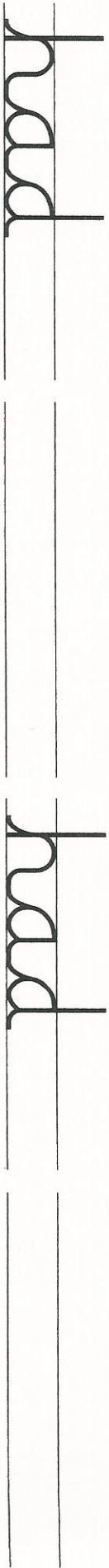
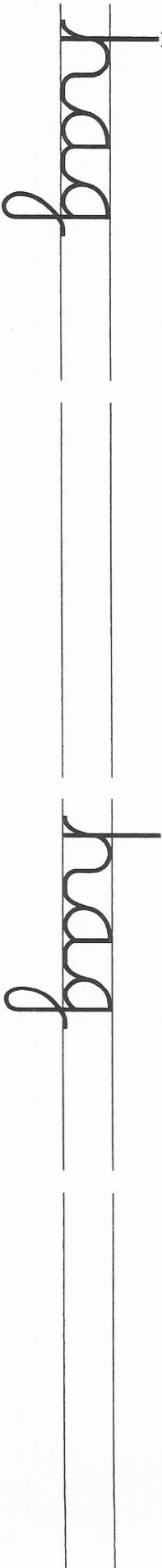
Can you climb up + over + down?

Write & Check h

Start on the dot. Copy h.



Copy words.



Check had

Start on the dot. Copy h.

h h h h h

Copy models.

ha ha ha ha

hac hac hac hac

hard hard hard hard

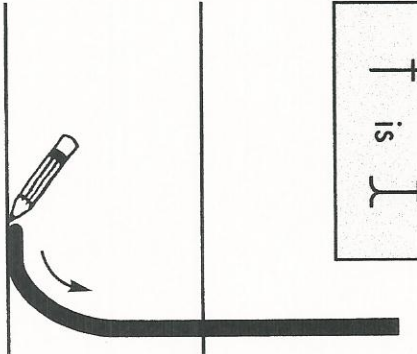
cha cha cha cha

hag hag hag hag

Next to capital H, write lowercase h. Start on the dot.

Hh H H H H H H


↑ is 𐀀



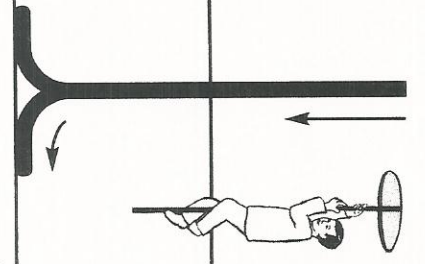
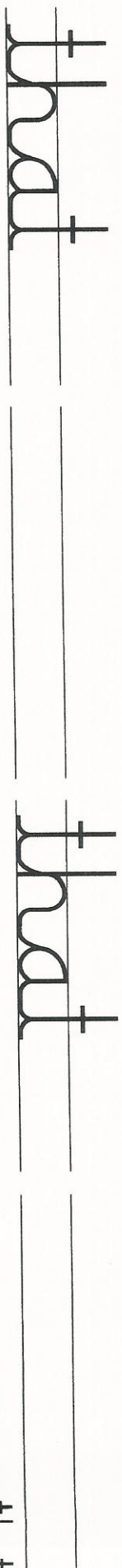
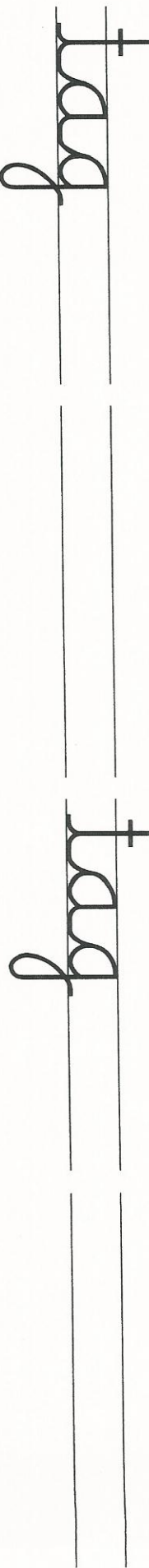
travel  
up like a



Start on the dot. Copy 𐀀.



Copy words.



slide down  
bump  
travel away

CROSS



Left-handed?  
You may cross this way.

Write & Check 𐀀

Check that

Start on the dot. Copy t.



Copy words.

at at at at

hat hat hat hat

that that that that

catch catch catch catch


Copy the sentence under the model.  
Capital J is written for you.

Jad had that tag.

J



P is p



Be sure to stay on the pole when you climb back up.

travel  
up  
bump!

slide down

climb back up  
and over  
and around

bump the pole  
travel away

Start on the dot. Copy p.

Write & Check

Copy words.

pad pad pad

pad pad pad

patch patch patch

Check *patch*

Start on the dot. Copy P.

cap ↓



P P P P P

Copy words.

pat pat pat pat

gap gap gap gap

cap cap cap cap

path path path path

Copy the sentence under the model.  
Capital P is written for you.

Pat had a cap.

P


Check Sentence





Name that letter!  
It's \_\_\_\_.

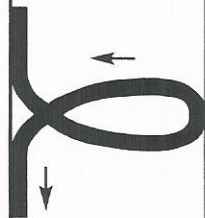
e is *e*



travel  
then up  
bump!



turn



down  
stay on your side  
bump  
travel away

Start on the dot. Copy *e*.

Write & Check *e*

Copy words.

*reach* \_\_\_\_\_

*head* \_\_\_\_\_

Check *head*

Start on the dot. Copy *l*.

*l*     *l*     *l*     *l*     *l*

Copy words:

*eat*     *eat*

*the*     *the*

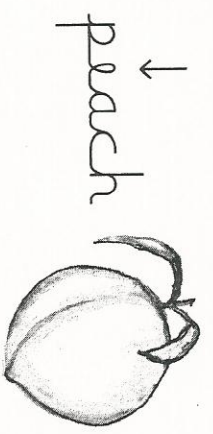
*tape*     *tape*

*age*     *age*

Copy the sentence.  
Capital *E* is written for you.

*Eat* *at* *the* *peach*.

*E*

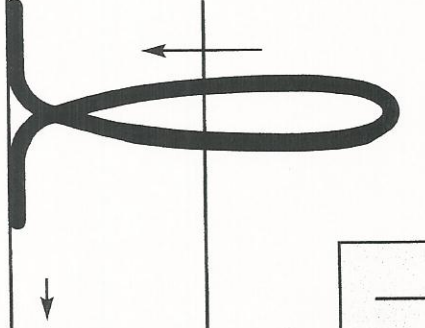
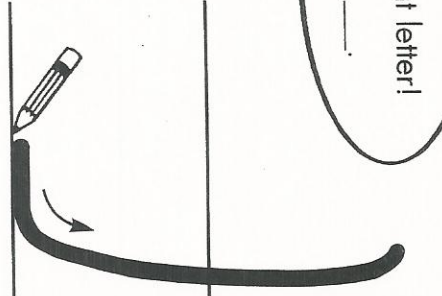


Check Sentence



Name that letter!  
It's an \_\_\_\_.

| is l



Start on the dot. Copy l.

Handwriting practice lines for the cursive letter 'l'. Each line contains a solid 'l' followed by a dotted 'l' for tracing. There are four such pairs of letters across the page.

Write & Check l

Copy words.

Handwriting practice lines for the cursive word 'leg'. Each line contains a solid 'leg' followed by a dotted 'leg' for tracing. There are four such pairs of words across the page.

Handwriting practice lines for the cursive word 'lap'. Each line contains a solid 'lap' followed by a dotted 'lap' for tracing. There are four such pairs of words across the page.

Check lap

Start on the dot. Copy *l*.

*l* *l* *l* *l* *l*

Copy words.

*let* *let*

*lace* *lace*

*place* *place*

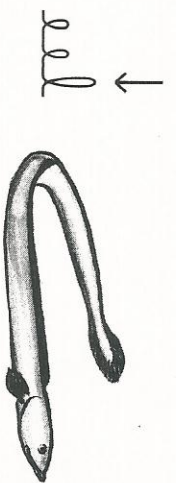
*roll* *roll*

Copy the sentence.

Capital *L* is written for you.


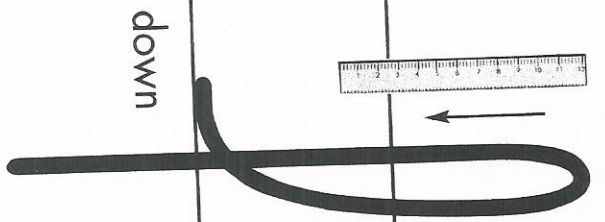
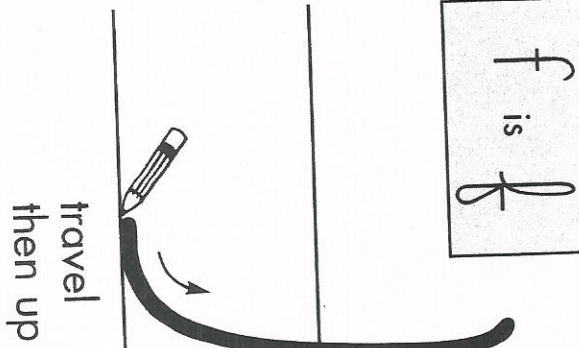
*L*ee called a *pal*.

*L*

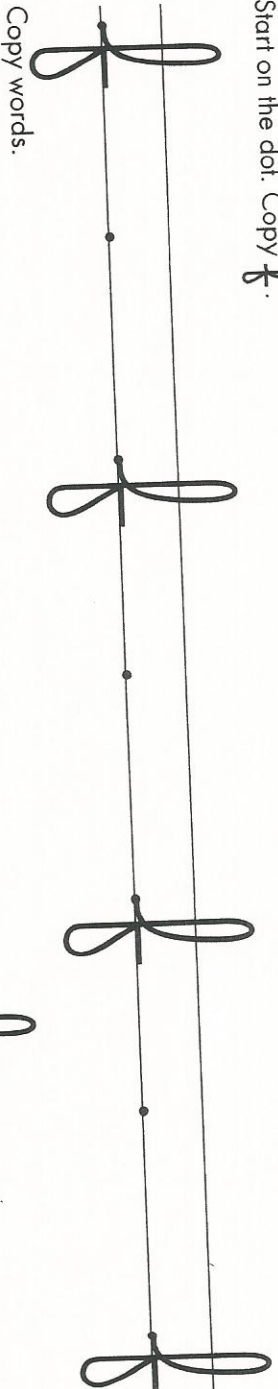


Check Sentence

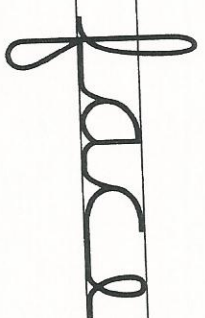
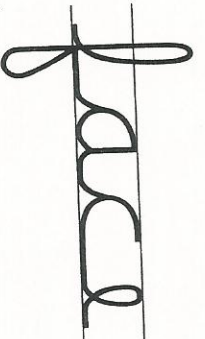
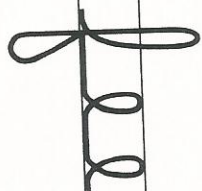
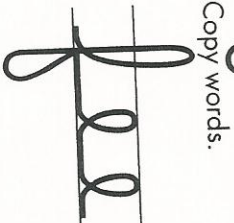
f is f



Start on the dot. Copy f.



Copy words.



Write & Check f

Check face

Start on the dot. Copy *f*.

*f* *f* *f* *f* *f*

Copy words.

*feet* *feet* *feet*

*left* *left* *left*

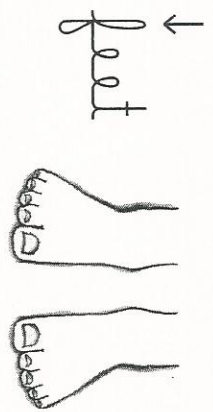
*fact* *fact* *fact*

*fell* *fell* *fell*

Copy the sentence.  
Capital *F* is written for you.

*F*eed *th*at *f*at *ca*t.

*F*



Check Sentence

# Review and Mastery

## Cursive to Cursive

a b c d e f g h i j k l m  
n o p q r s t u v w x y z



Play The Freeze Game. Directions are on the next page.

para + peach

lance + place

hat + that


age + page

led + fed

ate + gate

held + help

ace + face



- Directions:** You have learned 10 cursive letters. That's enough to play The Freeze Game.
1. Teacher calls out, "Pencils in the air and circle, circle, circle over the page."
  2. Freeze! Now lower your pencil slowly down onto the page.
  3. Copy the word closest to your pencil. Copy its partner word too.
  4. Play The Freeze Game again!

late + plate

deal + teal

heat + cheat

reach + teach

catch + patch

peel + feel

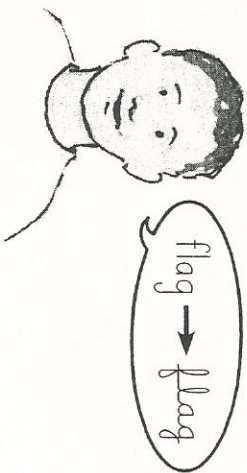
heap + cheap

chat + chap



# Review and Mastery

## Print to Cursive



**Directions:** Translate – Not Spanish, French, or Chinese. This is just translating a printed word into cursive.

1. Translate the printed words to cursive.

Total Translating –

1. Think of words that use only the letters that have been taught.
2. Write them out in print.
3. Then translate the printed word into cursive. (You can also swap books with a friend so you can translate each other's words.)

a b c d e f g h i j k l m  
n o p q r s t u v w x y z

Translating

1. the

2. hat

3. help

4. feet

Total Translating

5. \_\_\_\_\_


6. \_\_\_\_\_

7. \_\_\_\_\_

8. \_\_\_\_\_

# Review and Mastery

## Silly Spelling



**Directions:** A spelling test where the teacher spells the word for you? This is the greatest! Your teacher is going to give you a spelling lesson using only the 10 cursive letters that you have been taught.

1. Teacher calls out a word.
2. Teacher spells the word out loud.
3. Write the word using your best cursive.

Write the Silly Spelling words in cursive.

1. \_\_\_\_\_

2. \_\_\_\_\_

3. \_\_\_\_\_

4. \_\_\_\_\_

5. \_\_\_\_\_

6. \_\_\_\_\_

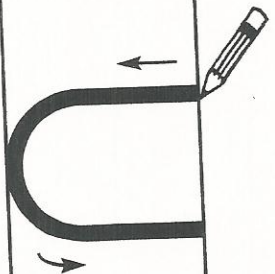
7. \_\_\_\_\_

8. \_\_\_\_\_

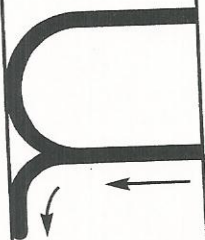
u is u



Drop straight down.  
Ride the u.

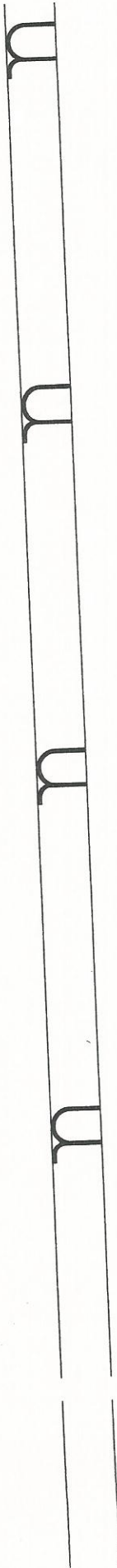


down  
travel  
up  
bump!



back down  
bump  
travel away

Copy each lowercase U one time.



Copy words.

up

up

glue

glue

Write & Check U

Check glue

© 2008 Jan Z. Olsen

Copy U.

U U U U U

Copy words.

update update

cup cup

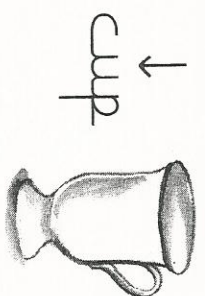
laugh laugh

full full

Copy the sentence.  
Capital U is written for you.

Uddall had a full plate.

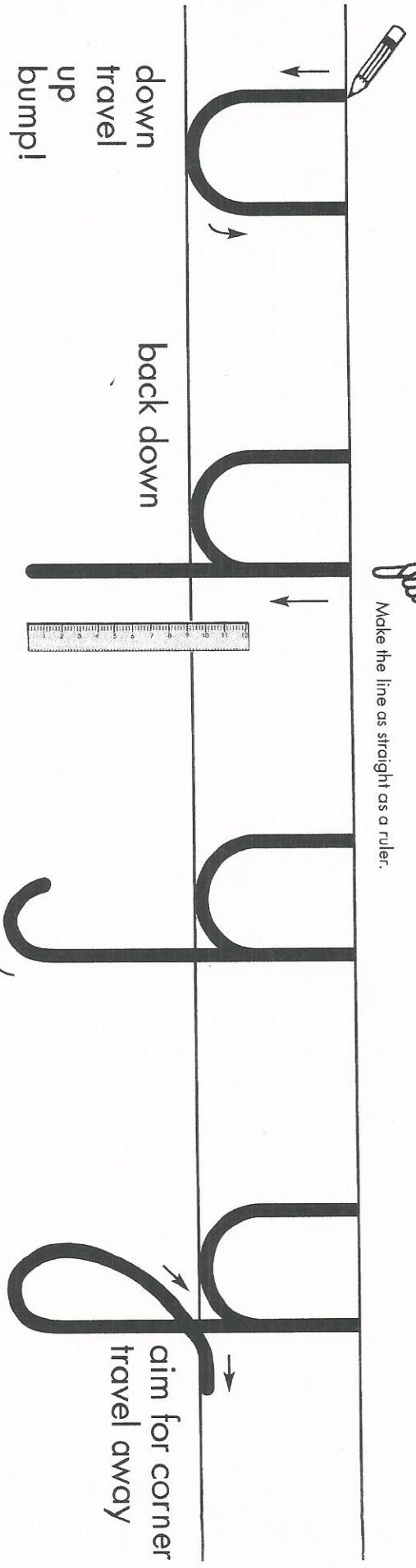
U



Check Sentence

Y is y

Make the line as straight as a ruler.



Copy each lowercase y one time.

Write & Check y


y y y y

Copy words.

yell yell

day day

Check day



Copy y.

Copy words:

yet

fly

eye

play

y

y

y

y

yet

fly

eye

play

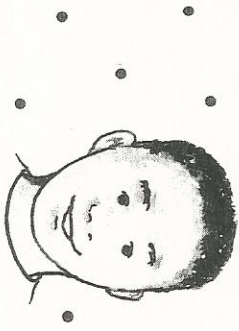
Copy the sentence.  
Capital Y is written for you.

Yeah, they play all day.

Y

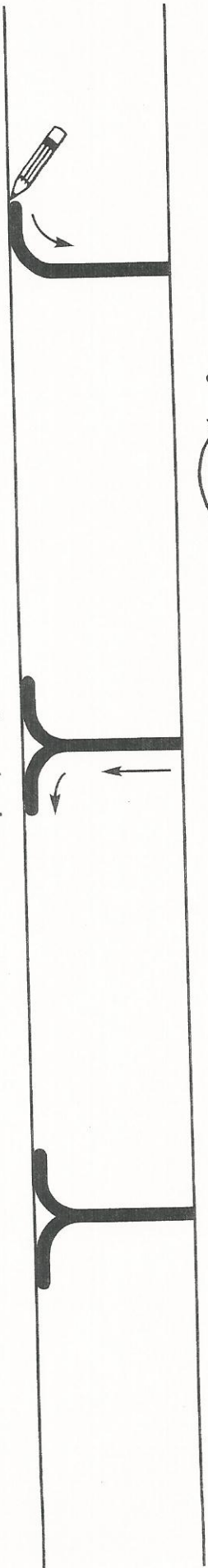
Check Sentence

i is j



Seeing spots?  
No, these are dots.

• dot



travel  
up  
bump!

back down  
bump  
travel away

Copy each lowercase **i** one time.

i i i i

Copy words:

it it

idea idea

Write & Check **i**

Check **idea**

© 2008 Jan Z. Olsen

Copy i.

i i i i i

Copy words:

ice ice

pig pig


if if

life life

Copy the sentence.  
Capital I is written for you.

I da did a high flip.

I



Check Sentence

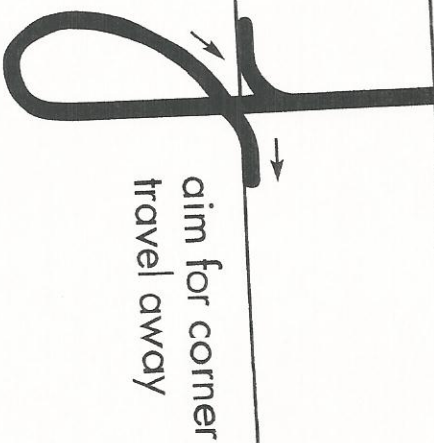
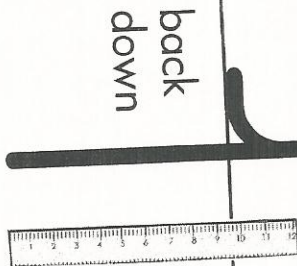
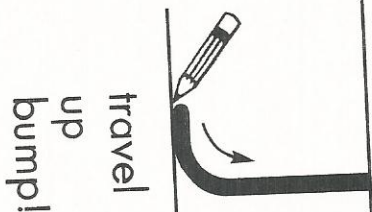


j is f



Seeing spots?  
No, these are dots.

• dot



Copy each lowercase *j* one time.

*j j j j j*

Copy words.

*jelly jelly*


*jet jet*

Write & Check *j*

Check *jet*

© 2008 Jan Z. Olsen

Copy f.



f f f f

Copy words.

judge judge

jay jay

jeep jeep

ject ject

Copy the sentence.  
Capital f is written for you.

fay ate the juicy peach.

Check Sentence

**Review and Mastery**  
Cursive to Cursive

Play The Freeze Game.

a b c d e f g h i j k l m  
n o p q r s t u v w x y z



up + pump

pay + jay

fight + tight

judge + fudge


heal + healthy

type + typical

acid + acidity

ditch + glitch

jig → jiq



# Print to Cursive

a b c d e f g h i j k l m  
n o p q r s t u v w x y z

Translating

1. dig \_\_\_\_\_

2. they \_\_\_\_\_

3. juicy \_\_\_\_\_

4. light \_\_\_\_\_

5. \_\_\_\_\_

6. \_\_\_\_\_

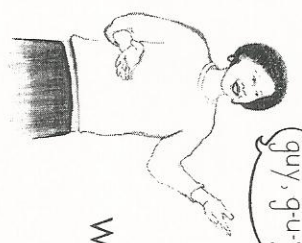
7. \_\_\_\_\_

8. \_\_\_\_\_

Total Translating

# Silly Spelling

guy, q-u-y



Write the Silly Spelling words in cursive.

1. \_\_\_\_\_

2. \_\_\_\_\_

3. \_\_\_\_\_

4. \_\_\_\_\_

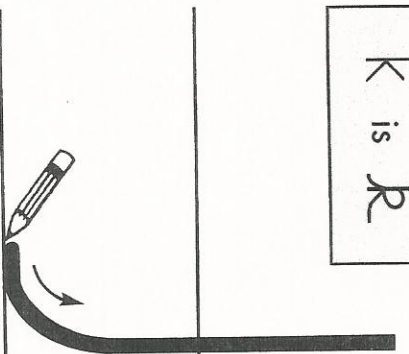
5. \_\_\_\_\_

6. \_\_\_\_\_

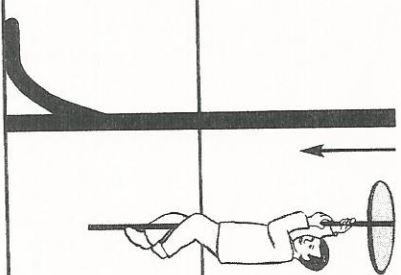
7. \_\_\_\_\_

8. \_\_\_\_\_


k is r



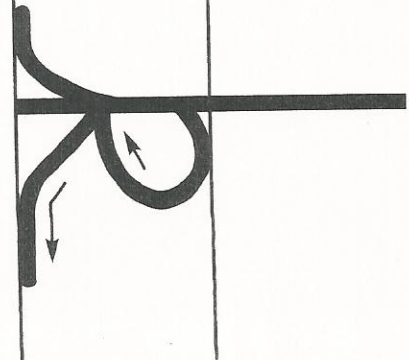
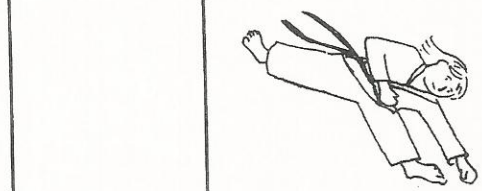
travel  
up like a



slide down  
bump!

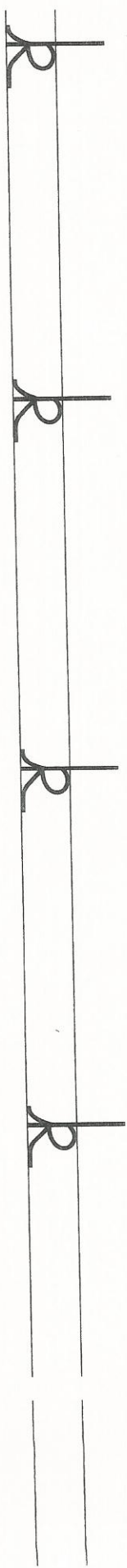


climb back up  
and over  
and around



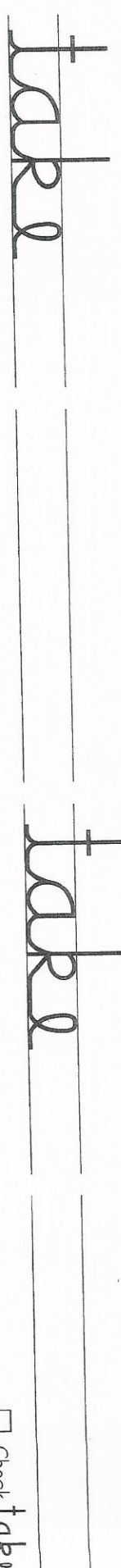
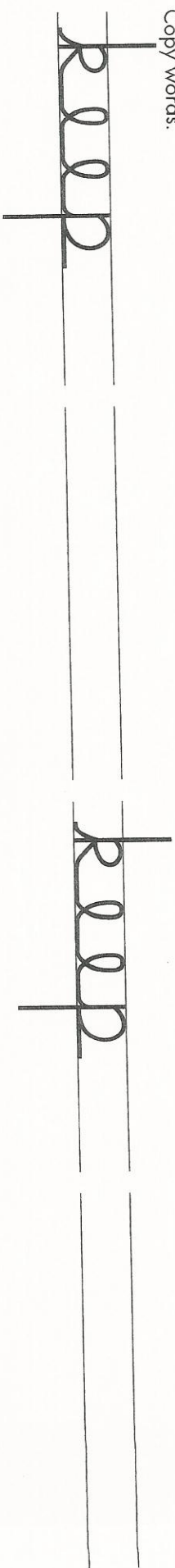
kick!  
slide away

Copy *k*.



Write & Check *k*

Copy words:



Check *take*

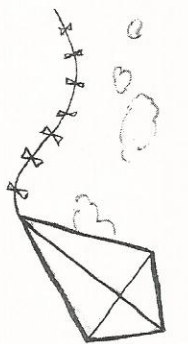
Copy *k*.

*k k k k k*

*key*



*kite*



Copy words.

*key key*

*kite kite*

*duck duck*

*like like*


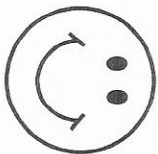
Copy the sentence.  
Capital *K* is written for you.

*Kaylie kept the gate key.*

*K*

Check Sentence

r is ʀ

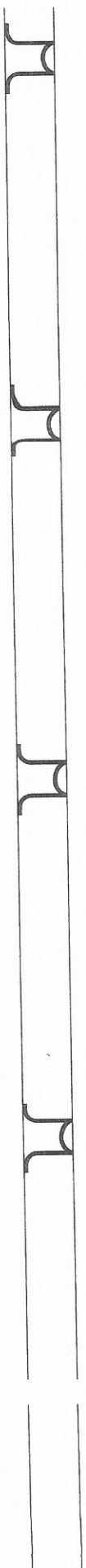


travel  
up  
bump!

smile


down  
bump  
travel away

Copy ʀ.



Write & Check ʀ

Copy words.



Check ar

Copy R.

R R R R R R R

Copy words.

meal meal meal meal meal meal

ready ready ready ready ready ready

make make make make make make

there there there there there there

Copy the sentence.

Capital R is written for you.

Riley liked the raft ride.

R \_\_\_\_\_

Check Sentence






S is *Δ*



First make a straight jet take off!



straight jet take-off bump

down  
make a J turn

touch  
travel away

Copy *Δ*.

*Δ* *Δ* *Δ*

Write & Check *Δ*

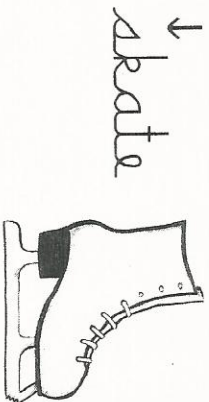
Copy words:

*ship* *ship*

*ria* *ria*

Check *ria*

Copy 4.



skate skate skate skate

Copy words:

she she she she

skate skate skate skate

is is is is

just just just just

Copy the sentence.

Capital S is written for you.

Seth used his life jacket.

Check Sentence

# Review and Mastery

## Cursive to Cursive

a b c d e f g h i j k l m  
n o p q r s t u v w x y z

Play The Freeze Game.



she + her

kid + rid

pair + repair

pick + trick


just + trust

marce + farce

rack + track

raid + afraid

hers → her



# Print to Cursive

a b c d e f g h i j k l m  
n o p q r s t u v w x y z

Translating

1. his

2. here

3. lucky

4. right

5. \_\_\_\_\_

6. \_\_\_\_\_

7. \_\_\_\_\_

8. \_\_\_\_\_

Total Translating



Write the Silly Spelling words in cursive.

1. \_\_\_\_\_

2. \_\_\_\_\_

3. \_\_\_\_\_

4. \_\_\_\_\_

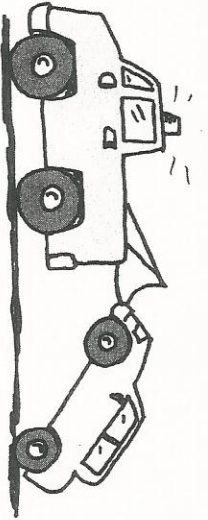
5. \_\_\_\_\_

6. \_\_\_\_\_

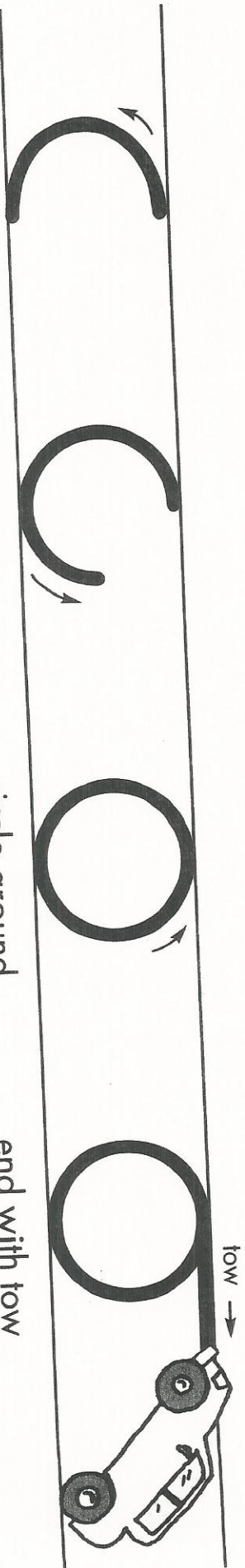
7. \_\_\_\_\_

8. \_\_\_\_\_

O is O



Now you are ready to learn the tow truck letters.  
Tow truck letters always end with a tow.



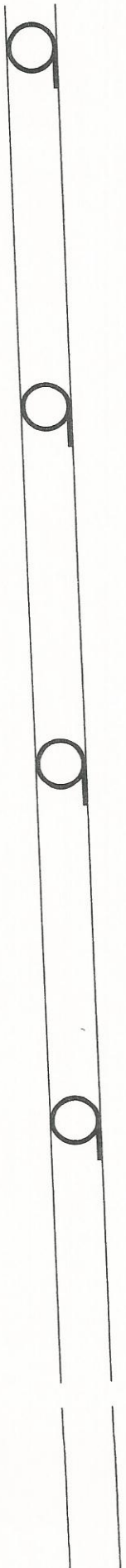
Magic c

keep on going

circle around

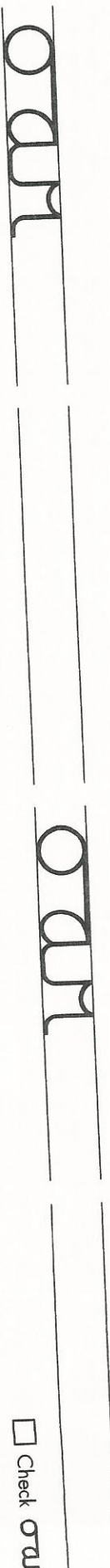
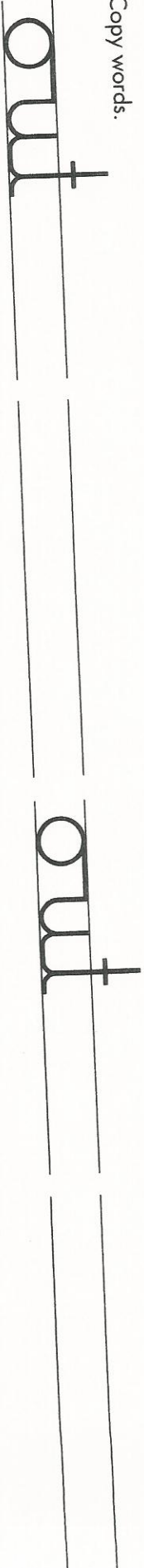
end with tow

Copy C.



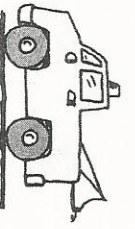
Write & Check C

Copy words.



Check car

© 2008 Jan Z. Olst



Now you are ready to use tow truck *O*.

Copy *O*.

*O O O O O*

Copy words.

*our our*

*your your*

*koala koala*


*shout shout*

Copy the sentence.

Capital *O* is written for you.

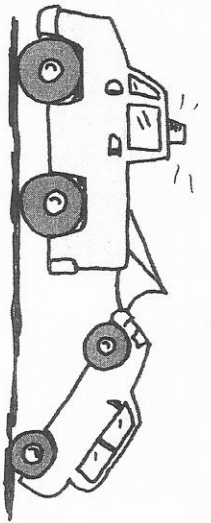
*Oscar is a soccer coach.*

*O*

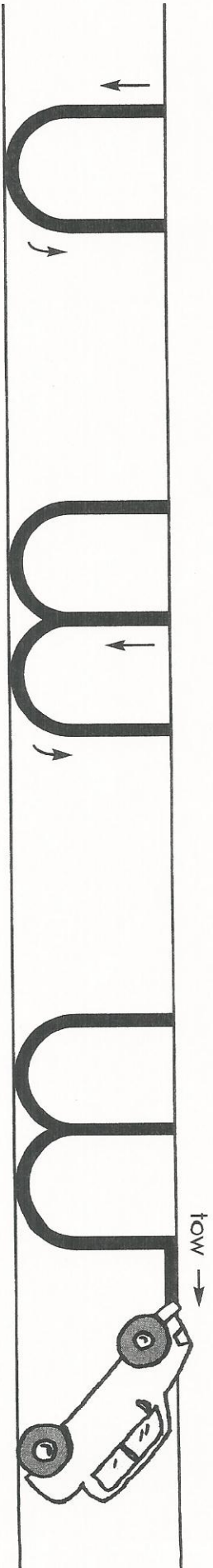


Check Sentence

W is W



Tow truck letters always end with a tow.



down and up

down and up

end with tow

Copy W.

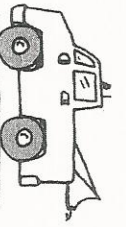


Write & Check W

Copy words.



Check Wax



Now you are ready to use tow truck W.  
Copy W.



W W W W W

Copy words.

wait wait

would would

walk walk

chew chew

Copy the sentence.  
Capital W is written for you.

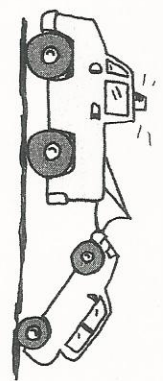
Willy saw the walrus.

W

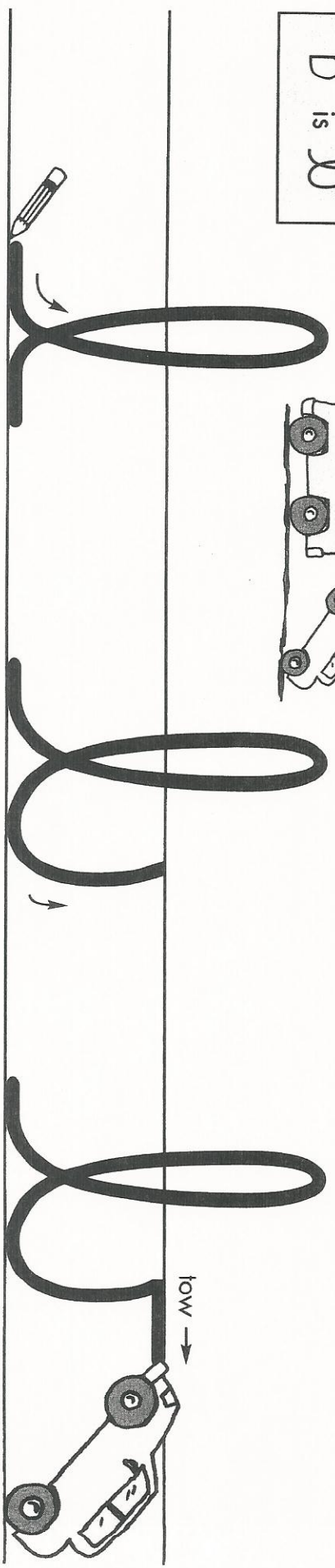
Check Sentence



b is *ℓ*



Tow truck letters always end with a tow.




start with an *ℓ*

travel and up

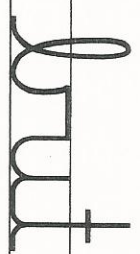

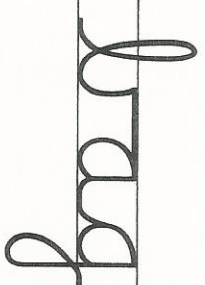
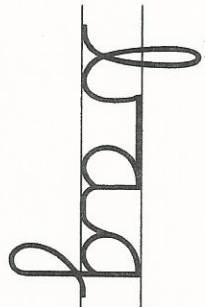
end with tow

Copy *ℓ*.

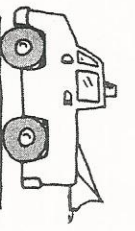


Write & Check *ℓ*

Copy words.



Check *but*



Now you are ready to use tow truck *lr*.  
Copy *lr*.

*lr lr lr lr lr*

Copy words.

*base base base*

*ball ball ball*

*baby baby baby*

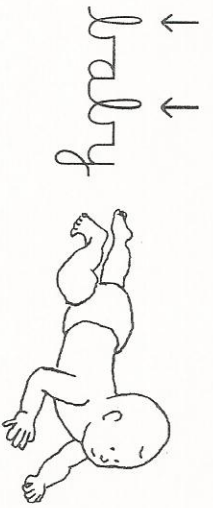
*bugs bugs bugs*

Copy the sentence.

Capital *B* is written for you.

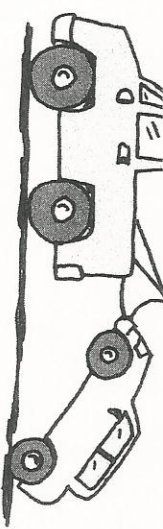
*Bats fly out to eat bugs.*

*B*

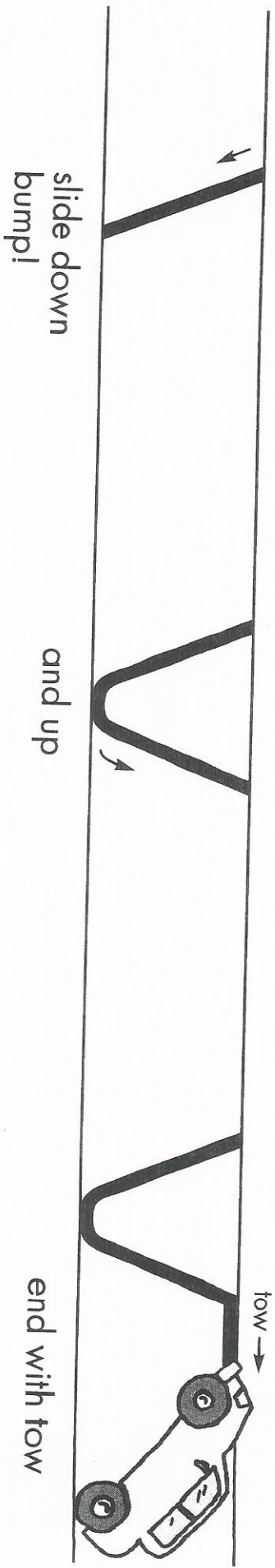


Check Sentence

V is V



Tow truck letters always end with a tow.



Copy V.

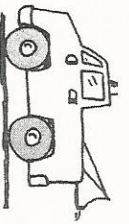
V V V V V

Write & Check V

Copy words.

vast vast

lava lava



Now you are ready to use tow truck V.

Copy V.

V V V V V

Copy words.

vary vary

vase vase

vulture vulture

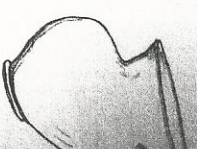
vault vault

Copy the sentence.  
Capital V is written for you.

Vicky voyaged to see lava.

V

↓  
vase



Check Sentence

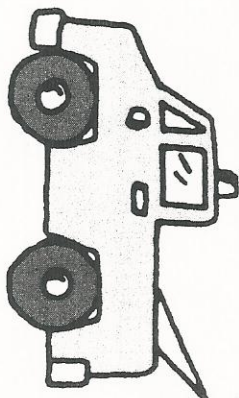
# Tow Truck Connections

t h k

Crank us up  
to tow us.

t h k

We look like  
this cranked up.



Copy below the models.

t t t h h k  
pot hot not

h h h what what why

k k k look look


Crank us up  
to tow us.

l f u

l f u

We look like  
this cranked up.

**Tow Truck  
Connections**



Copy below the models.

l old cold blue

f f of sofa off

u u job mob sob

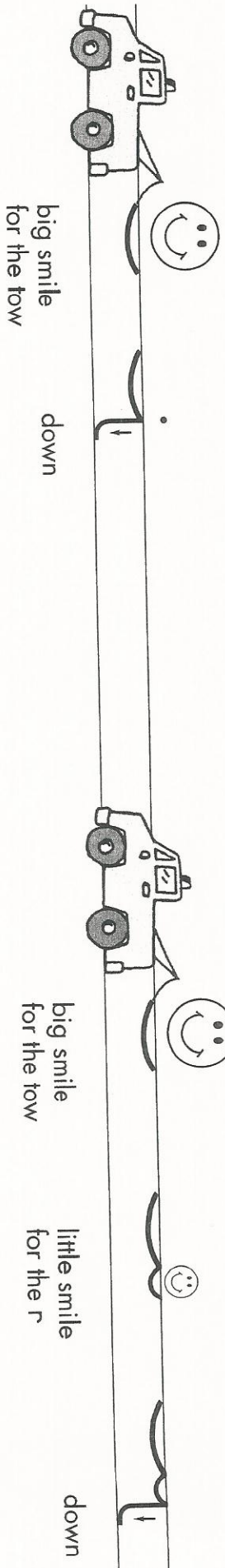
# Tow Truck Connections

i m

Crank us up to tow us.

i m

We look like this cranked up.



Copy below the models.

i i oil bite wish

m m on wrap bride

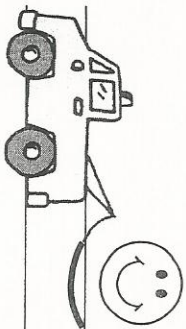
Crank us up  
to tow us.

We look like  
this cranked up.

# Tow Truck Connections

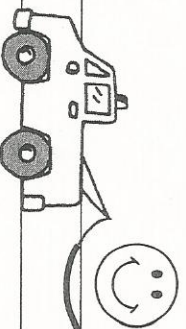
2 2

2 2



big smile  
for the tow

turn and down



big smile  
for the tow

down  
J turn

touch the smile  
travel away

Copy below the models:

2 e ure bed veto

2 y boat jaws ribs



# Review and Mastery

## Cursive to Cursive

Play The Freeze Game.

a b c d e f g h i j k l m  
n o p q r s t u v w x y z



what + where

from + before

over + never

view + review


hot + got

you + about

blue + value

wood + would

VOWS → vowels



# Print to Cursive

a b c d e f g h i j k l \_  
\_ o p \_ r s t u v w \_ y \_

Translating

1. who

2. best

3. brave

4. forget

Total Translating

8. \_\_\_\_\_

7. \_\_\_\_\_

6. \_\_\_\_\_

5. \_\_\_\_\_



(bow, b-o-w)

# S-i-l-l-y S-p-e-l-l-i-n-g

Write the Silly Spelling words in cursive.

1. \_\_\_\_\_

2. \_\_\_\_\_

3. \_\_\_\_\_

4. \_\_\_\_\_

5. \_\_\_\_\_

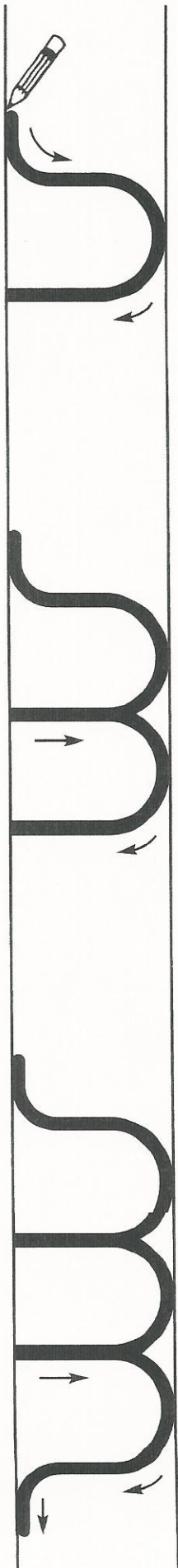
6. \_\_\_\_\_

7. \_\_\_\_\_

8. \_\_\_\_\_

m is m

3 humps



travel  
up and over  
down

again

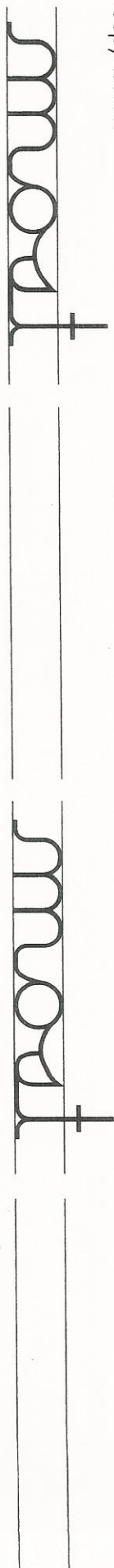
again

Copy m.

Write & Check m




Copy words.



Check mum

Copy m.

m m m m m



Copy words.

mail mail

mouse mouse

music music

mother mother

Copy the sentence.  
Capital M is written for you.


My mother made meatballs.

M

Check Sentence

n is m

2 humps



travel  
up and over  
down


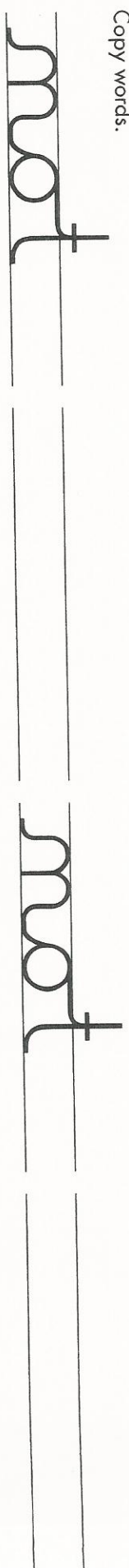
again

Copy m.



Write & Check m

Copy words.



Check mud

Copy m.

m m m m m

Copy words.

mamm

more

never

nest

↓  
nest



Copy the sentence.

Capital N is written for you.

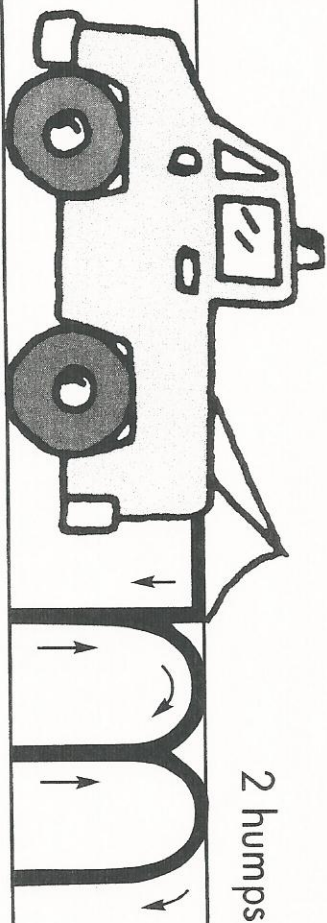
Neptune is the farthest planet.

n

Check Sentence

**Special Situation**

After a tow truck letter, use printed m.



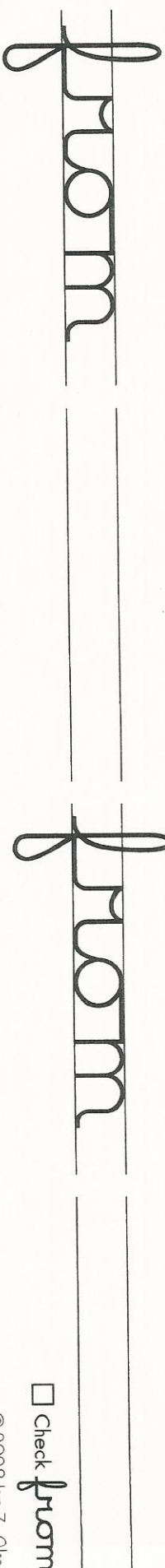

After a tow truck letter, use **printed** m.

Copy m.



Write & Check m

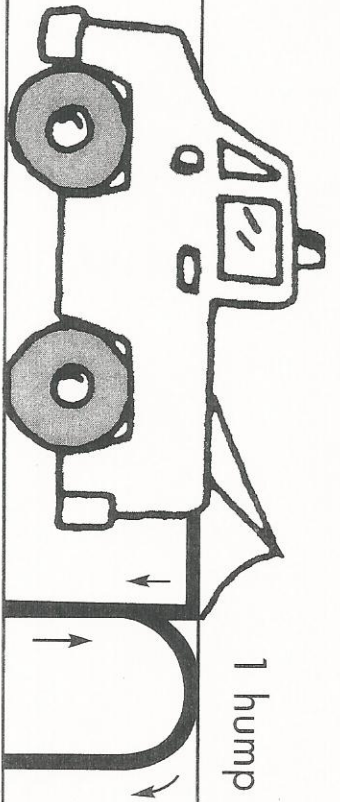
Copy words:



Check from

**Special Situation**

After a tow truck letter, use printed n.



After a tow truck letter, use **printed n**.

Copy n.

Write & Check n

n n n n n

Copy words.

on on

turn turn

Check turn

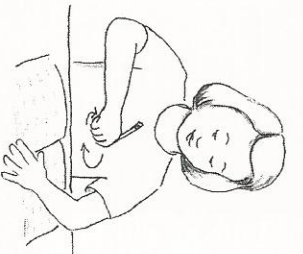


# Review and Mastery

## Cursive to Cursive

Play The Freeze Game.

a b c d e f g h i j k l m  
n o p q r s t u v w x y z



came + mame

any + many

turn + twice

now + know

one + once

main + plain

jump + bump

come + some

mom → morm

# Print to Cursive



a b c d e f g h i j k l m  
n o p \_ r s t u v w \_ y \_

Translating

1. jump

2. think

3. maybe

4. nation

Total Translating



none, n-o-n-e

# Silly Spelling

Write the Silly Spelling words in cursive.

1. \_\_\_\_\_

2. \_\_\_\_\_

3. \_\_\_\_\_

4. \_\_\_\_\_

5. \_\_\_\_\_

6. \_\_\_\_\_

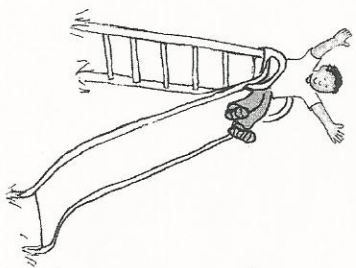
7. \_\_\_\_\_

8. \_\_\_\_\_

X is *X* or *X*

*X*

Don't cross me until you finish writing the word.



climb up  
slide down

cross

after *O*  
slide down  
cross

Copy *X* and *X*.

Write & Check *X* and *X*

*X* *X* *X* *X*

Copy words.

*exit* *exit*

*box* *box*

Check *box*

Copy *X* and *X*.

*X*      *X*      *X*      *X*      *X*      *X*

Copy words.

*fox*      *fox*

*extra*      *extra*

*fax*      *fax*

*tax*      *tax*

Copy the sentence.  
Capital *X* is written for you.


*X*amdrax's *foot* was *x-rayed*.

*X*

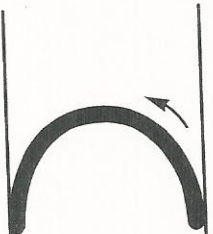


Check Sentence

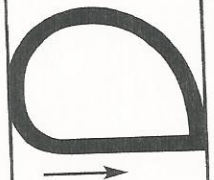
q is q





Here's how to make c into q.



Magic c



bump!  
back down



aim for corner  
travel away


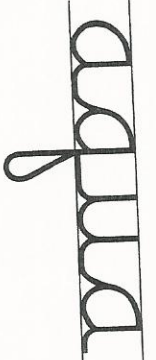
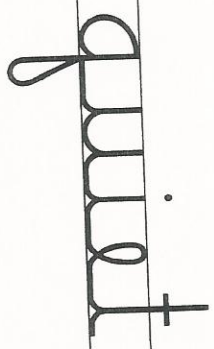
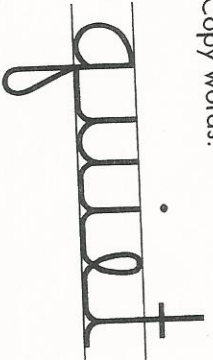
U turn

Write & Check q

Copy q.



Copy words.



Check agura

© 2008 Jan Z. Olse

Copy q.

q q q q q

Copy words.

quick quick

queen queen


equal equal

quote quote

Copy the sentence.  
Capital Q is written for you.

Quotes are quite exact.

Q



Check Sentence